

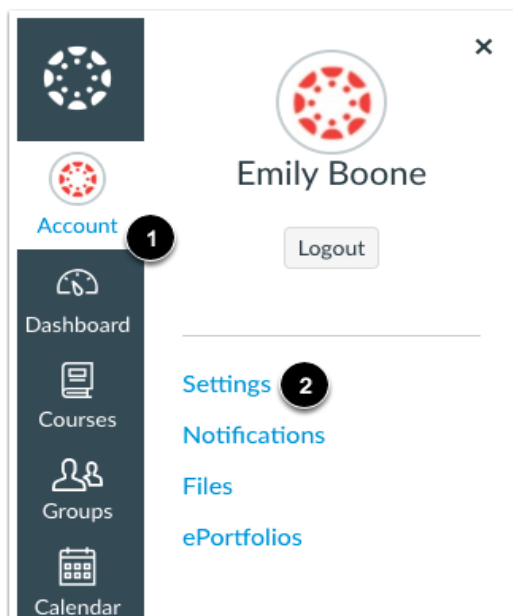
Parent/Guardian Access to Student Canvas

Student's Roll

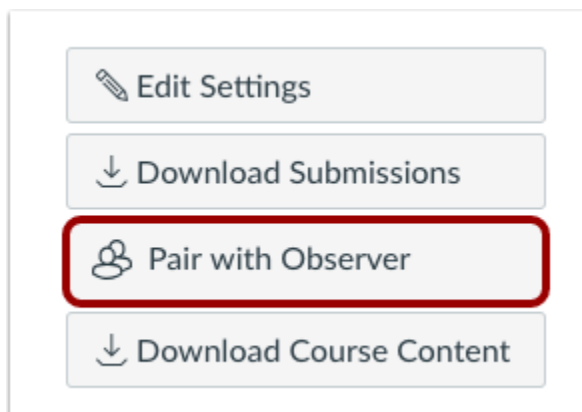
As a student, you can generate a pairing code to link an observer to your Canvas account. You must create a separate pairing code for each observer wants to link to your account. An observer can be your parent, guardian, mentor, counselor, or another adult who need to view your Canvas courses. Linked observers can view and participate in certain elements of your Canvas courses.

To add an observer to your account, please follow the steps below:

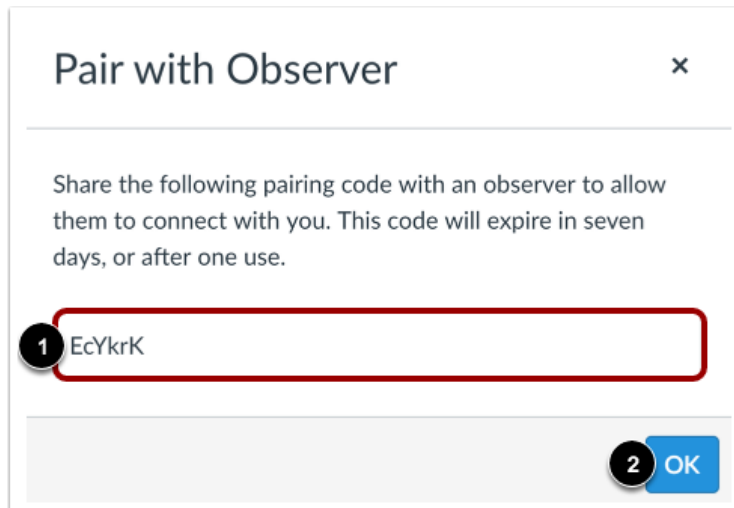
1. Go to the Sequim School District Website. Scroll down and click on the CANVAS quick link on the left, type in or click link:
<https://sequimschools.instructure.com/login/canvas>
2. After you log in to Global Navigation, click the **Account** icon [1], then click the **Settings** link [2].



3. Click the **Pair with Observer** button on the right bottom corner.

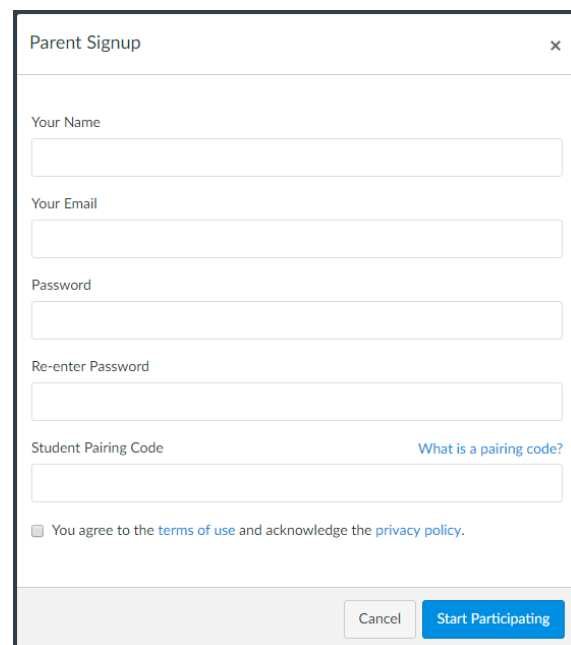
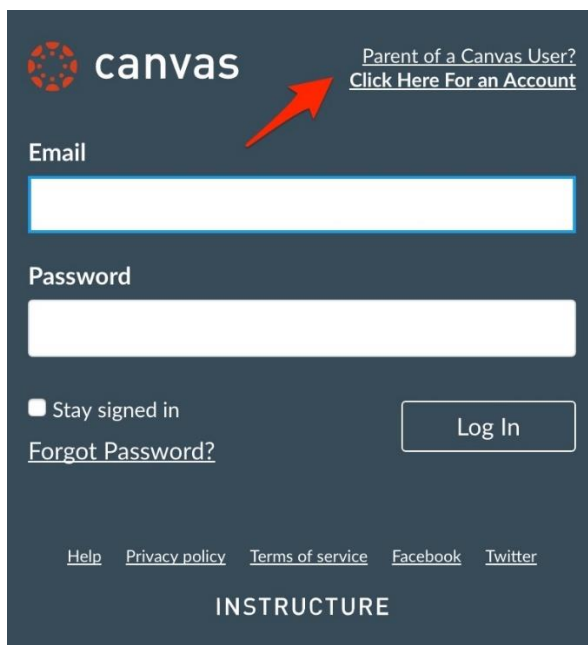


4. Copy the six-digit alphanumeric pairing code [1]. You will need to share the code with the observer who will link to your account. The pairing code will expire after seven days or its first use. **Note:** Pairing codes are case sensitive.



Parent/Guardian "Observer" Roll

1. Go to the Sequim School District Website. Scroll down and click on the CANVAS quick link on the left, type in or click link: <https://sequimschools.instructure.com/login/canvas>
2. Click on the "Click Here for an Account" link. Follow the steps by entering all pertinent information. Your student must provide you with a case sensitive pairing code.



If you require further assistance, please email distancelearning@sequimschools.org or call (360) 809-4192.